

What makes a house a home?

This activity aims to help children to think about what really makes a house a home. It's not just the physical things that homeless people need, it's also a sense of dignity and confidence, relationships, help and support that create an environment which someone can call home.



Step One

- First cut out the net for the house and the roof.
- Be careful not to cut off the tabs, because you will need to glue them down later.



Step Two

- Decorate the net.
- Add your windows, a front door and a chimney. Colour in your house to make it unique.

Step Three

- Cut out your net and stick it together using the extra tabs.
- If you're finding it hard to stick everything together using glue, try using cellotape.

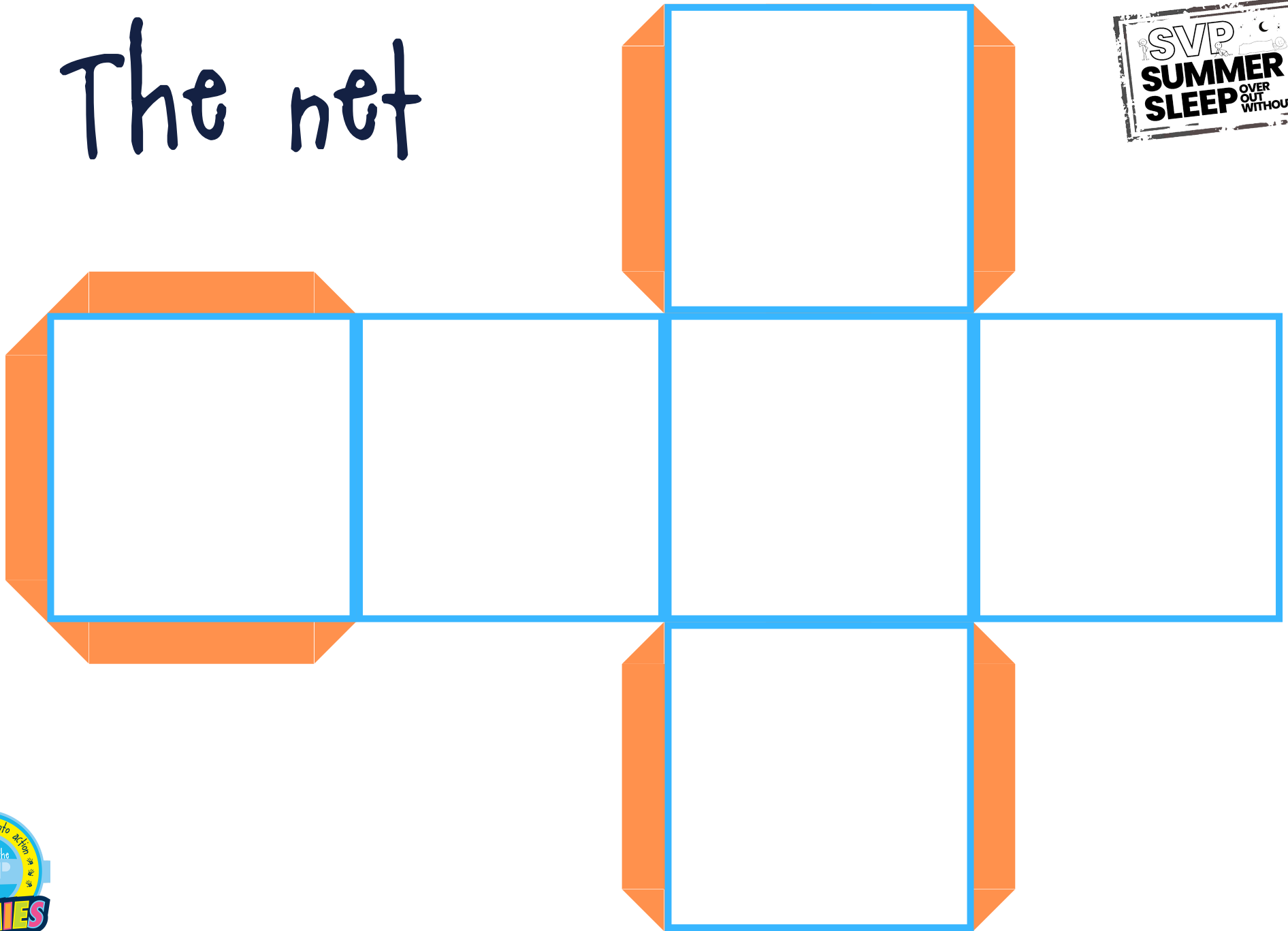


Step Four

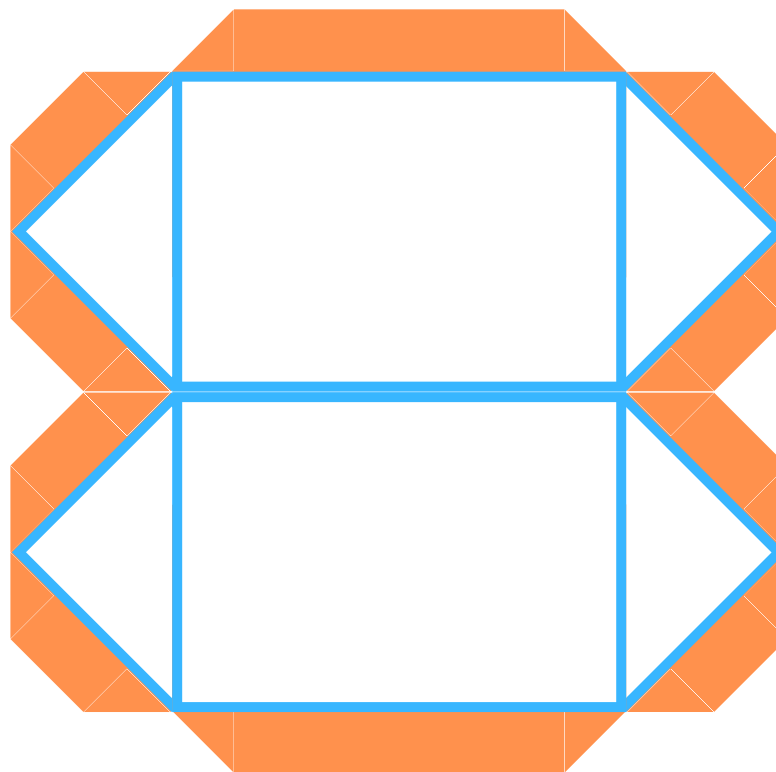
- Decorate the base around the house. Write what you think they would need inside.
- Do all these things make this house a home? What else would make it a home? Write these down too.

After they have finished, get them to share what they put inside their houses, and say why. Ask them if all these things make this house a home. Get them to write down what else would turn this house into a home. Discuss answers and emphasise that even though certain physical things are needed in a house, other things are even more important to be able to call a place home.


The net



The roof



What makes a house a home?



What things would you put in the house?

What else would turn this house into a home?

Stick your house here

Do all these things make this house a home?

